

WHAT IS ROOM SELECTION

- Room selection allows students to view and select their Fall room assignment from the available bed spaces on campus.
- Students who have connected with roommates through the housing application will remain together and be placed in the same room during selection.

TIMESLOTS

- Every student in the room selection process receives an individual timeslot. This is the day and time room selection opens for that student in the Housing Portal.
- Timeslots are assigned based on boarding policy obligation, academic credit hours (returning students), and Housing Application completion date.
- If you are in a roommate group, you still receive individual selection timeslots. However, the roommate group leader selects the rooms for the other members in the group once their timeslot arrives.

TIP: Check with other members of your roommate group to see who has the earlier timeslot. Group leaders can transfer leadership if needed.

WHEN YOUR TIMESLOT ARRIVES

- Once your time arrives, you will have access to select your room by revisiting the Housing Application. This process is typically open for at least one week.
- You will have the chance to select from available rooms in available residence halls or university-operated apartments (upperclassmen only) based on eligible.

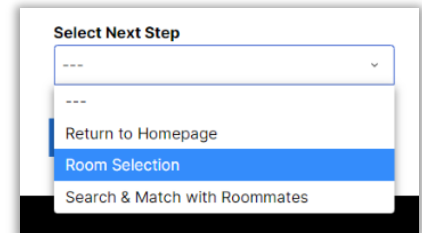
HOW TO SELECT A ROOM

1. Visit the [Housing Portal](#)

2. Select **Housing Applications** in the red menu bar

3. Select **Continue** on your **Academic Year 2024-2025** application

4. On the application status page, select **Room Selection** from the Next Step drop-down menu



5. You will see the list of available rooms to select from

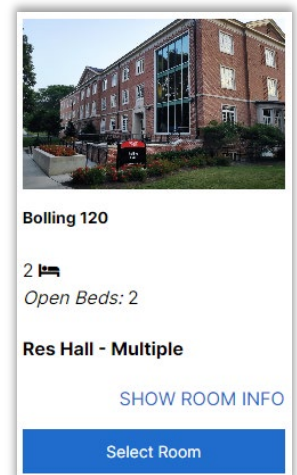
- To see more about Radford's housing options, [visit our website](#)
- Use the filters on the left side to explore options

6. Select **Show Room Info** to see info about that space including others who may have booked the same room/apartment

- Note the number of available beds for the space

7. To book your room, click **Select Room** on the room card then select **Assign Beds** at the bottom of the page

- Your room selection will be held for 10 minutes to finish assigning yourself and any roommates



8. If assigning roommates, use the drop-down menu to place yourself and each roommate into an available bed

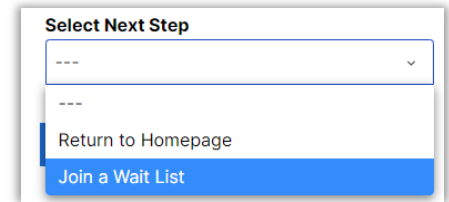
- In the residence halls, there are no differences between bed 1 and bed 2
- In university-operated apartments, the bed number corresponds to a specific bedroom. Housing can easily change which person is assigned to a bedroom later.

9. After you have assigned yourself and any roommates, select **Confirm Selection** on the Confirmation page to finalize your room reservation

NOTE: While rare, Housing may need to adjust your room assignment before the Fall. Changes are typically due to facilities, maintenance, or capacity needs. Any adjustments will be communicated via email.

AFTER ROOM SELECTION

- After finishing your room selection using the steps above, you will see a confirmation page which lists your room/apartment and any roommates. You can revisit this page anytime by reopening your housing application.
- On the confirmation page, you can **Return to the Homepage** of the Housing Portal or select **Join a Wait List** using the drop-down at the bottom.
- **Joining a Wait List** allows you to place your name on one of three available wait lists for certain room types - including single rooms. As we get closer to August and have a clearer picture of enrollment totals, we will use Wait Lists to offer rooms based on availability. Please note:
 - Being on a wait list does not guarantee placement in the corresponding room type.
 - Room types, especially single rooms, may not become available before Fall.
 - Not all room types are available to all students. For example, freshmen are not eligible for the University-operated apartments.
- If you need to **change your room selection** for any reason, please contact Housing and Residential Life using the contact details below.



The image shows a screenshot of a web interface titled "Select Next Step". It features a dropdown menu with a downward arrow on the right. Below the dropdown, two options are visible: "Return to Homepage" and "Join a Wait List". The "Join a Wait List" option is highlighted with a blue background.

ROOM RATES

- Once room rates for Fall 2024-Spring 2025 are confirmed and published by Radford University's Board of Visitors, rates will appear [on our website](#).
 - The Fall 2023-Spring 2024 rates can be viewed in the meantime.

NEED HELP?

Contact Housing and Residential Life if you need any assistance with room selection. You can reach out via email housing@radford.edu, by calling us at 540-831-5375, or visiting the office in Heth Hall 226.